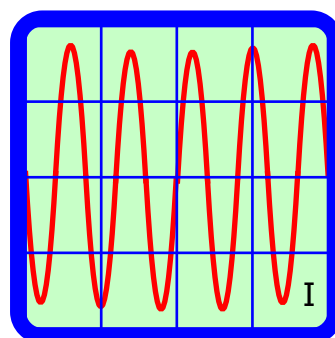
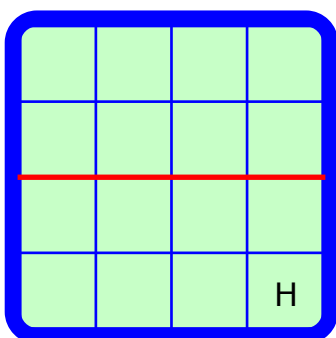
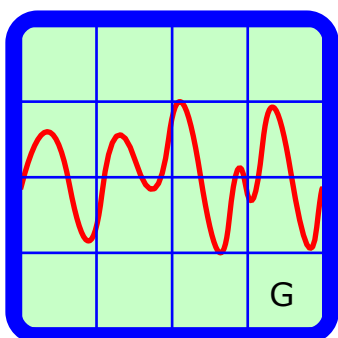
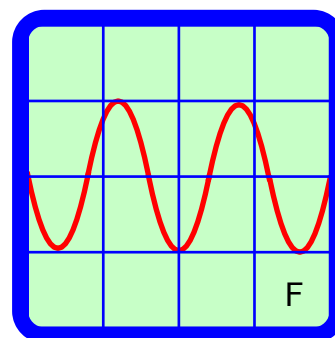
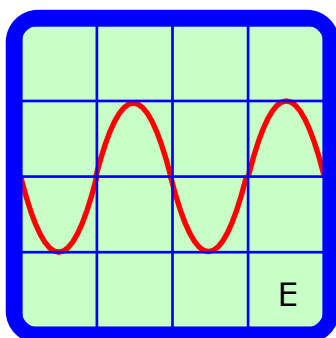
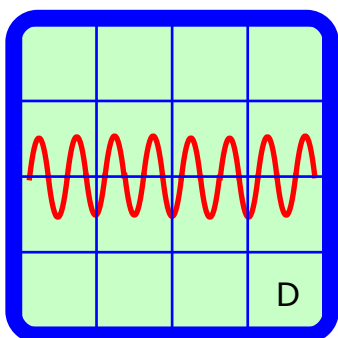
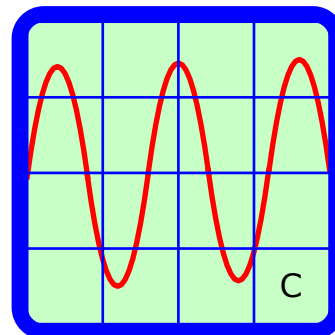
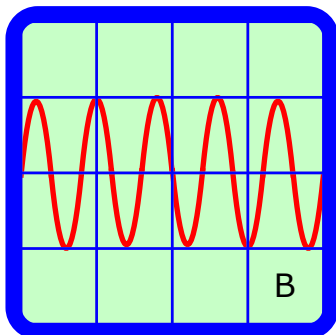
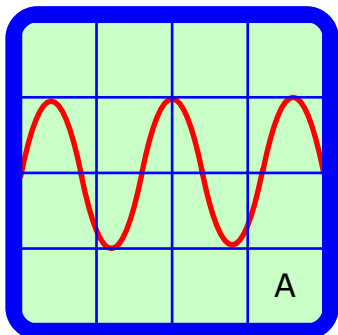


SOUND

Name

The diagrams A to I show the traces on a CRO screen that are produced when a microphone is used to sample various sound.



- | | |
|--|-----------|
| (a) Which of the traces is due to the quietest sound? | _____ [1] |
| (b) Which of the traces is due to the loudest sound? | _____ [1] |
| (c) Which of the traces could be due to a human voice? | _____ [1] |
| (d) Which of the traces corresponds to complete silence? | _____ [1] |
| (e) Which of the traces is due to a high pitched sound? | _____ [1] |
| (f) Which of the traces is due to a low pitched sound? | _____ [1] |
| (g) Which of the traces is due to a loud high pitched sound? | _____ [1] |
| (h) Which of the traces is due to a loud low pitched sound? | _____ [1] |